


CLIMBER DOWN - 275

Insulation class	Class I
Beam angle	10°
Lamps description	Power Led: 21W - 1728 lm ≠ *FIXT 1240 lm - 2700K/CRI 80 - 220-240V (*FIXT lm = Spot Optic)
Environment	Indoor, Outdoor
Notes	We recommend using a connection system with a degree of protection greater than or equal to the degree of protection of the luminaire.

Technical description

Bi-emission and mono-emission versions pointing downwards. Aluminum die-cast body EN AB-47100, low copper content with asymmetrical optics housing: the optics in the lower part is retracted and protected by a shutter to restrict annoying glare and maximize visual comfort. In the bi-emission version, the glass of the closure of the upper optics is flush with the edge of the light in order to prevent water deposits. The micro-texturized glass diffusers are glued to ensure water resistance and textured to ensure a uniform light beam generated by each single LED, maintaining excellent luminous efficiency. High-resistance coating: after a sandblasting treatment of all components to make the surface porous and ensure a greater adhesion of the paint, the external coating is applied with a double layer with epoxy powders according to the QUALICOAT standard. The first layer of epoxy powder gives chemical and mechanical resistance, the second finishing layer of polyester powder ensures resistance to UV rays and atmospheric agents. The painted surfaces are treated with alkaline and acidic washes, then rinsed with demineralized water, subjected to a chemical conversion treatment to protect against oxidation.



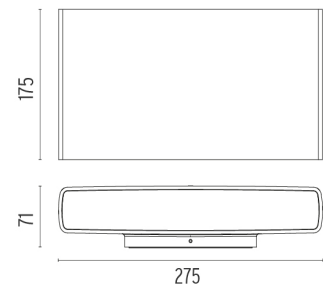
Climber Down - 275

designed by Piero Lissoni

Luminaire for outdoor use for installation on the wall with LED light source. Integrated 220/240V power source. Supplied with an 80 mm section of outgoing neoprene cable. Dimmable version on request.

● F1170001	White
● F1170006	Grey
● F1170033	Anthracite
● F1170030	Black
● F1170018	Deep Brown

DIMENSIONS



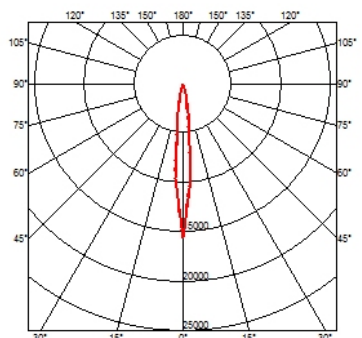
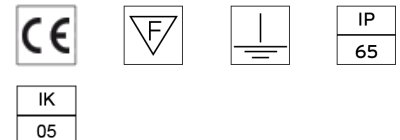
ELECTRICAL


Transformer type	Electronic
Transformer availability	Included
Transformer mounting	Integral
Emergency	Without
Voltage (V)	220/240

PHYSICAL

IK rating	05
Aiming	Fixed
Weight (kg)	3,11
Number of heads	1

CERTIFICATIONS





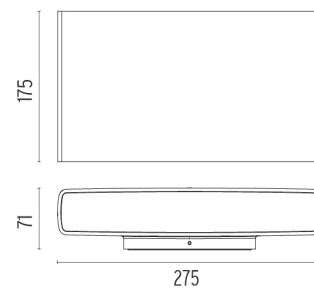
Climber Down - 275

designed by Piero Lissoni

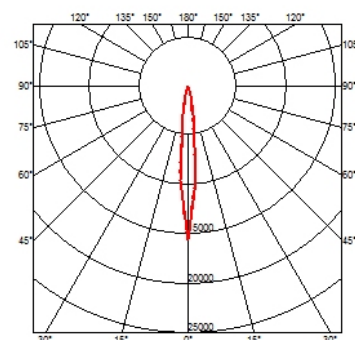
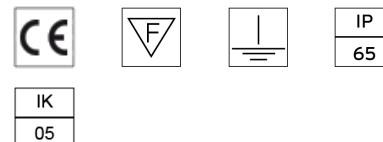
Luminaire for outdoor use for installation on the wall with LED light source. Integrated 220/240V power source. Supplied with an 80 mm section of outgoing neoprene cable. Dimmable version on request.

- FI 170001 White
- FI 170006 Grey
- FI 170033 Anthracite
- FI 170030 Black
- FI 170018 Deep Brown

DIMENSIONS



CERTIFICATIONS



Climber Down - 275 . Lamps



Power LED

Lamp category:

LED

Socket:

Special base

Lamp type:

Power LED