

TURN ON

By Joel Hoff



HAY

A beautifully unified piece of design made from aluminium and opal glass. The base is a faceted cylinder that works as both the light switch and the stem that holds the spherical glass light in place. Turning the base in a clockwise direction clicks the LED light on, with further rotation increasing the lumen output. This movement built into the design, allows the user to intuitively brighten or dim the light. The base comes in four anodised finishes: black, aluminium, orange or green. Turn On is a design made at human scale, effortlessly simple and pleasing to touch.

TURN ON



HAY

TURN ON



Aluminium



Green



Orange


HAY

TURN ON




HAY


TURN ON




Aluminium



Orange



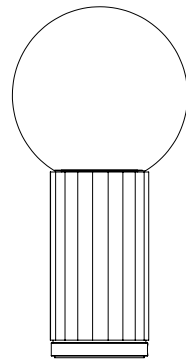
Green



Black

HAY

TURN ON



TURN ON

Dimensions Ø10 x H19,5 cm

HAY

TURN ON



SPECIFICATION

ENVIRONMENT / Indoor
MATERIAL / Aluminium, glass
LAMP DESCRIPTION / Blub 850LM - 3000K
SUPPLY / Main power 220-240V AC
INGRESS PROTECTION (IP) / 20
CORD LENGTH / 4m

LED   CE

HAY

> TURN ON <

Download pictures [here](#)

Username: hay

Password: design

HAY / Havnen 1, 8700 Horsens, Denmark

www.hay.dk

HAY